

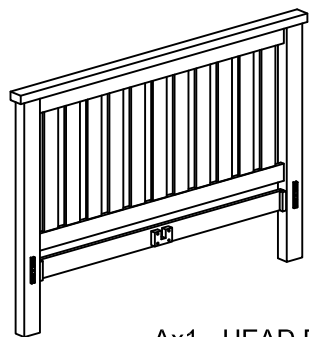


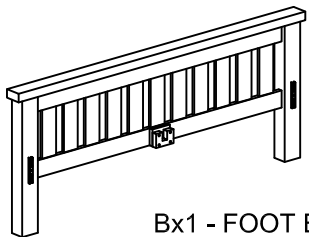
ASSEMBLY INSTRUCTION

SLATTED BED 5'

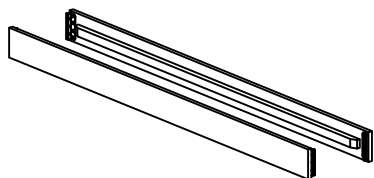
No	Name of Hardware	Q.ty
①	Bolt M6x10 	8
②	Allen Key (K5) 	1



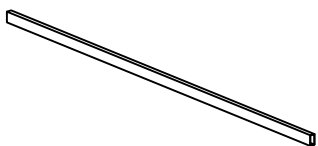
Ax1 - HEAD BED



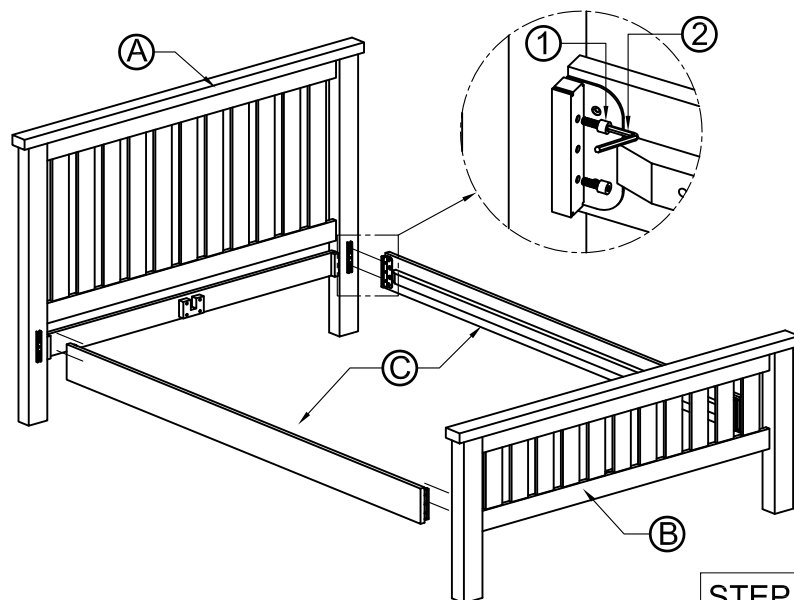
Bx1 - FOOT BED



Cx2 - SIDE RAILS



Dx1 - METAL CENTER RAIL



STEP 1 STEP 2
STEP 3 FINAL

NOTE: SLAT BEDS ARE ON A DIFFERENT PACKAGE
HARDWARE ①' ARE INCLUDED IN SLAT BED

