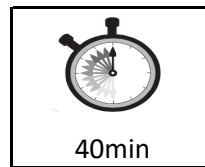

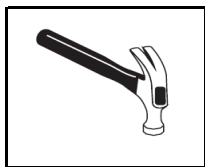


BT240



40min

Thank you for choosing this furniture.

BEFORE YOU START ASSEMBLY please store the carton at room temperature for 48 hours or more so the contents can acclimatise.

PLEASE RETAIN PACKAGING UNTIL YOU HAVE COMPLETED ASSEMBLY.

Information about your furniture.

Our furniture ranges have been carefully crafted from solid wood and natural wood veneers. Each piece of furniture has unique characteristics such as knots, variances and graining. These are part of the natural character of the furniture itself.


Caring for your furniture.

Extreme temperature can cause slight movements in the wood itself so please avoid placing your furniture close to radiators or other direct sources of heat. Humidity should also be avoided. Please avoid exposing your furniture to continued bright sunlight as it can affect the colour. Any fluid should be removed as quickly as possible. Always lift your furniture when moving, as dragging can cause damage to your furniture or flooring. Extreme changes in temperature & humidity during transit may result in a powder residue forming so silica gel bags have been included to alleviate this natural occurrence. This residue is harmless and can easily be removed before assembly with a damp cloth and mild detergent.

After care.

Wipe the surfaces with a dry cloth and an occasional use of normal household polish. We also recommend you use household spray polish occasionally on the drawer grooves and runners as this will aid use. Please do not use detergents or chemicals on your furniture.

PARTS LIST



**A = x16
Dowel**



**B = x8
40mm Screw**



**C = x16
15mm Screw**



**D = x8
Nail**



**E = x2
Top Holder**

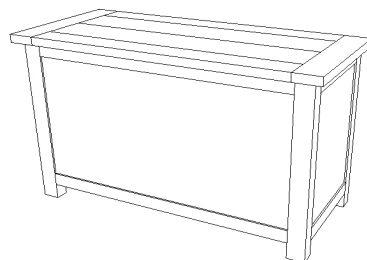
BEFORE YOU START ASSEMBLY

Please check that you have all the correct parts and fittings as detailed in the Parts List above. In the unlikely event that you require to order spare parts please refer to your delivery note for details of how to order on our Parts Website

www.coreproducts.co.uk/parts

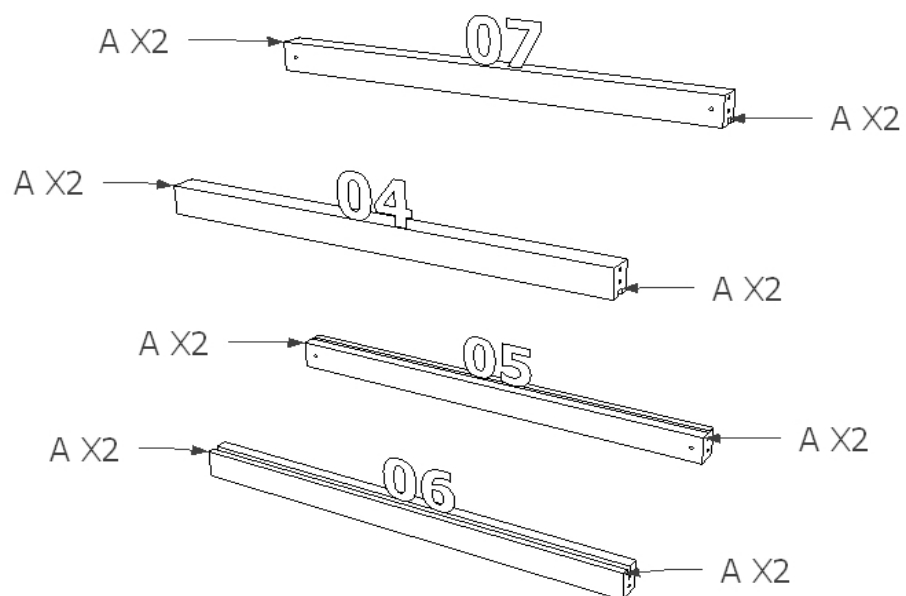
For further advise you can telephone 01738 630555

BATCH NUMBER



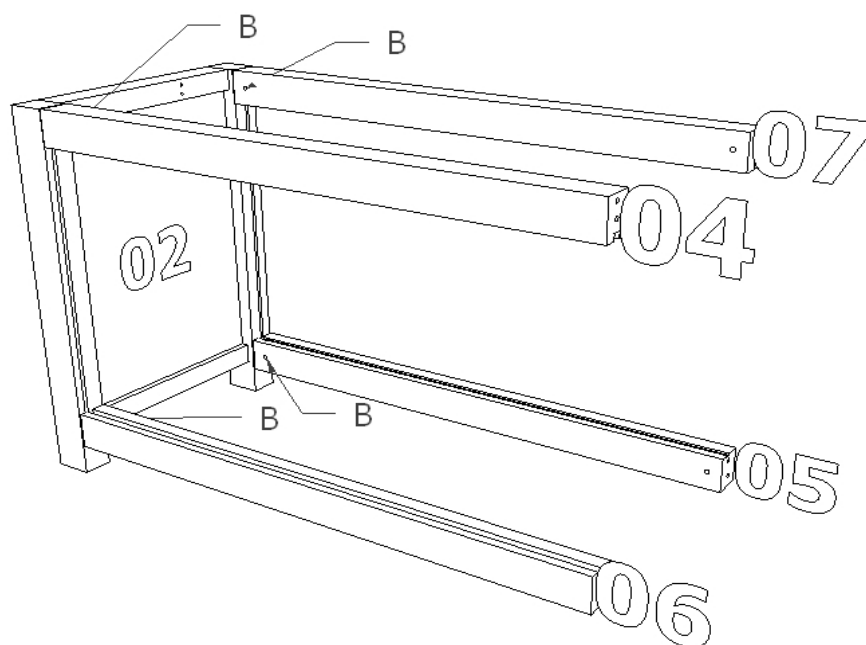
PLEASE RETAIN THIS INSTRUCTION LEAFLET FOR FUTURE REFERENCE

1



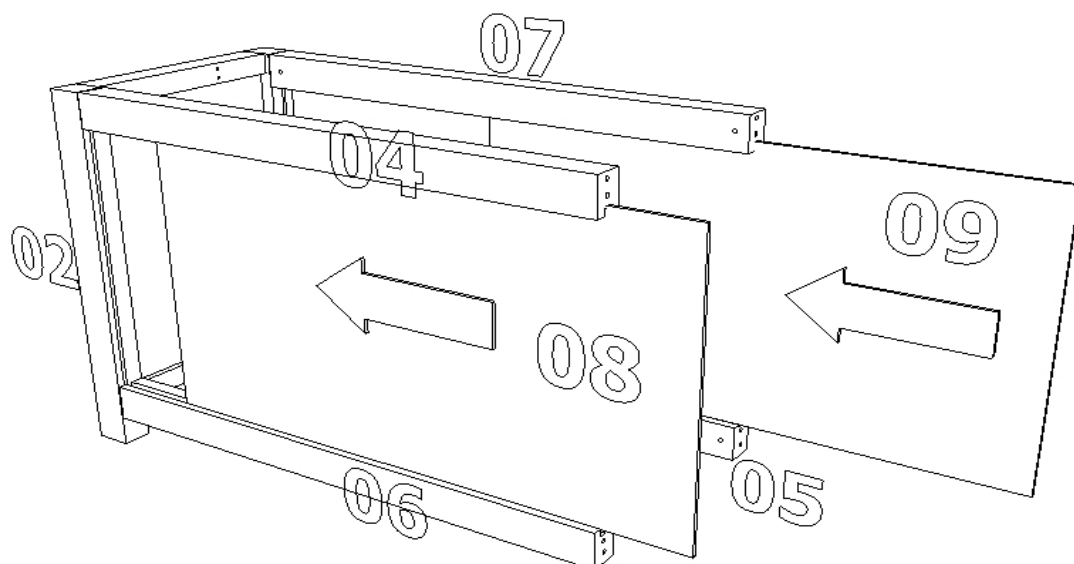
A = x16
Dowel

2

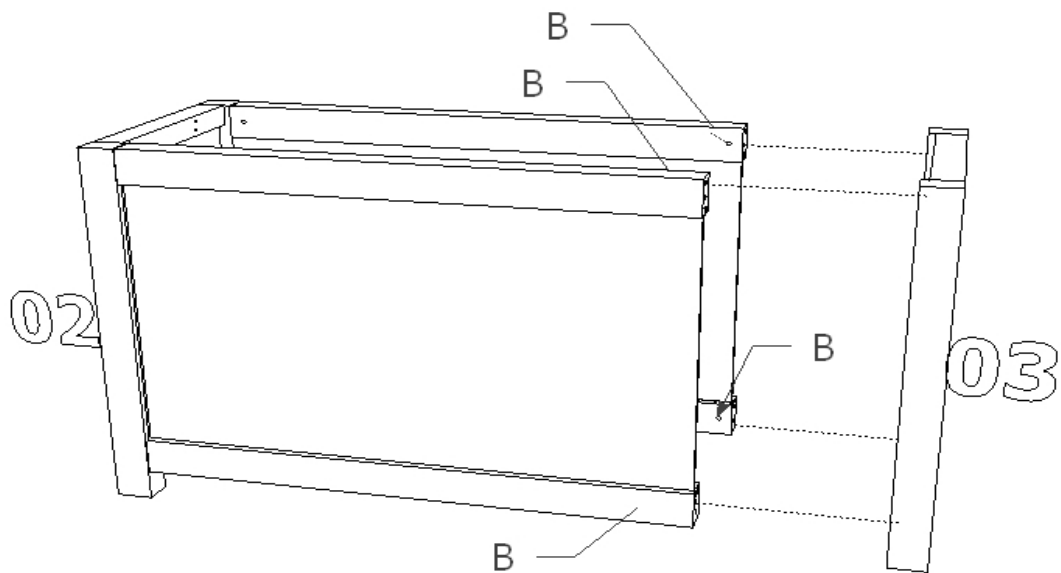


B = x4
40mm Screw

3

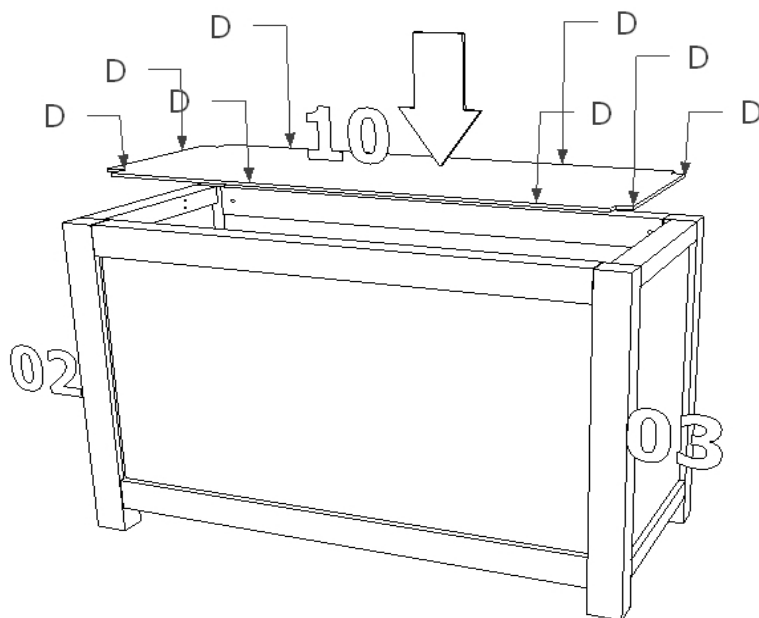


4



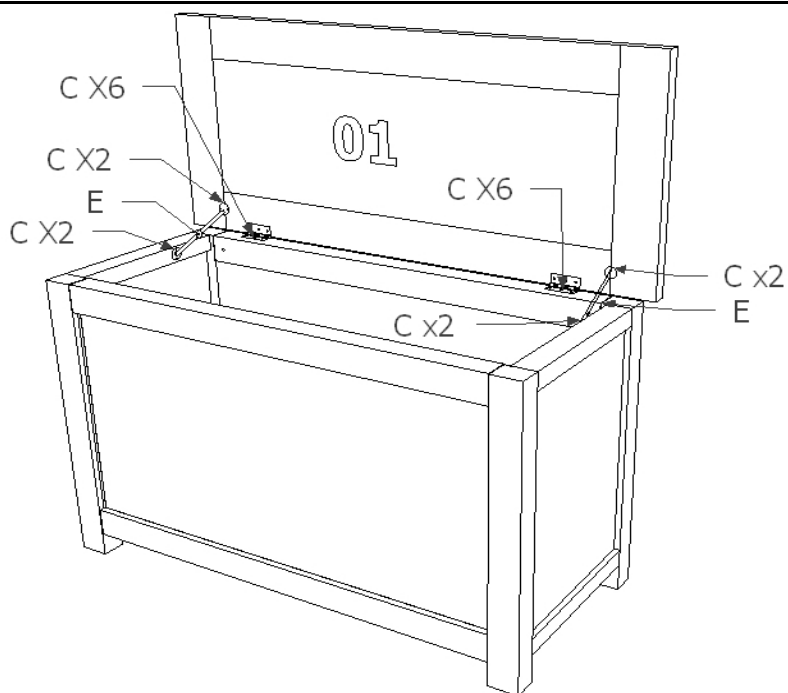
B = x4
40mm Screw

5



D = x8
Nail

6



E = x2
Top Holder



C = x6
15mm Screw