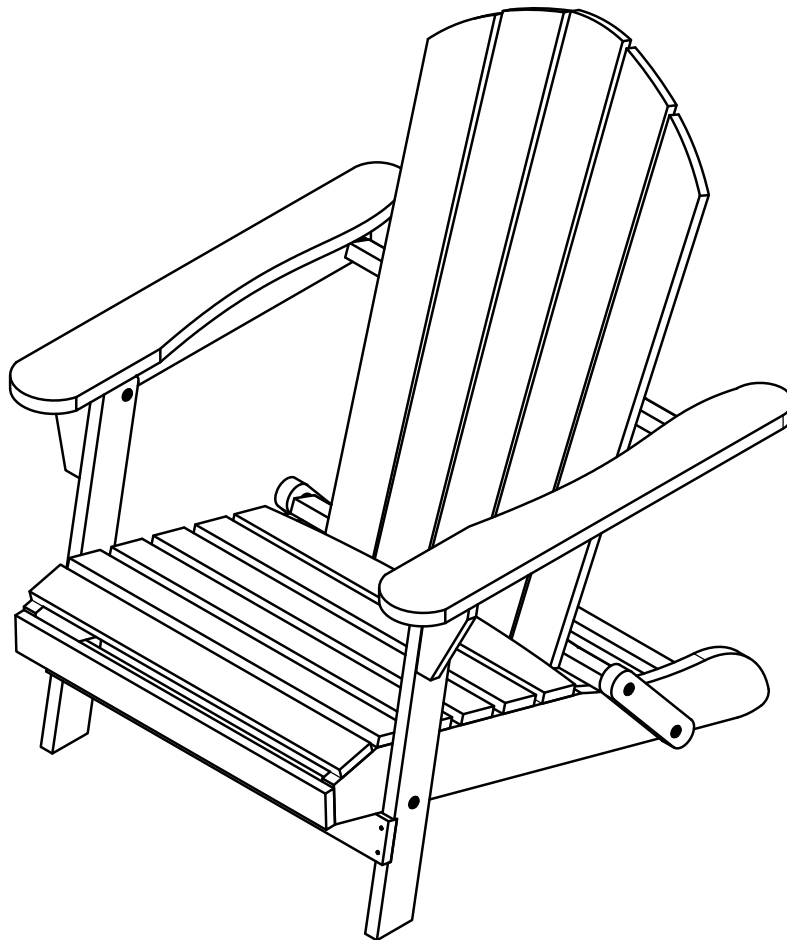




Assembly Instructions **Jasmine Folding Chair**

Code: 27643 & 27644

V5 07 24



(W x D x H) 0.67m x 0.80m x 0.88m



ONLINE ASSEMBLY VIDEO AVAILABLE

Please scan the QR code or visit zestoutdoorlivingsupport.co.uk/assembly-search/



PLEASE KEEP THESE INSTRUCTIONS

Every Zest product is unique because each piece of timber has its own distinctive, natural features



Zest is a leading timber specialist, designing and manufacturing award winning wooden garden products, crafted from natural slow-grown European redwood. Unlike man-made materials, timber is an entirely natural material, and each piece has its own distinctive qualities. So, owning a Zest timber product is like enjoying a unique slice of nature.

The benefits of slow grown timber:

“Trees grow slowly in the cold climate of Eastern Europe producing stronger and close grained timber ideal for making quality outdoor products.”




Natural and Unique



There may be variations in the timber's colour or shading, but these will fade away over time when exposed to sunlight.



The changing seasons in each year of growth create characteristics unique to each tree - and to every piece of timber. Branches create an embedded mark in the tree trunk, resulting in a knot. Knots are a unique and natural feature which tells the story of the tree.



Owing to timber's natural moisture content, variations in temperature and humidity can cause expansion and contraction and may result in cracks and splits in any product made from natural timber. Any cracks and splits in the timber grain will alter with the changing seasons. They do not compromise the strength and durability of the product - they just add to its unique character.



Most Zest products are pressure treated which protects the timber from rot for many years. Pressure treatment can result in a small amount of 'green spotting' on the surface of new timber caused by natural salts leaving the wood. This will fade away over time.

These visible changes are not a fault or a cause for concern and do not affect the structural integrity of the product. They are a result of how the timber matures and responds to its natural environment.

Ethically Sourced

Zest's slow grown European redwood is sourced from responsibly managed PEFC certified forests. This means forests are used in a way that maintains biodiversity, regeneration, and nature conservation. PEFC tracks certified timber from the forest to the final product giving complete confidence to the customer. www.pefc.co.uk



Replanting

Zest with its main supply partners is dedicated to replanting woodland and is collaborating on the nurture of wildlife habitats.

Advisory Notices

- Roofs are weather resistant and not guaranteed to be watertight unless otherwise stated.
- Items with enclosed storage or cupboard space are weather resistant and are not watertight unless otherwise stated.
- Be aware of trap hazards if a Zest product has moving parts.
- All products should be positioned on solid, level ground
- Anchor down products where applicable using appropriate fixings.
- Roofs are not weight bearing
- Sanitise all catering surfaces prior to use.

Product Assembly Instructions

Requires 2 Person assembly

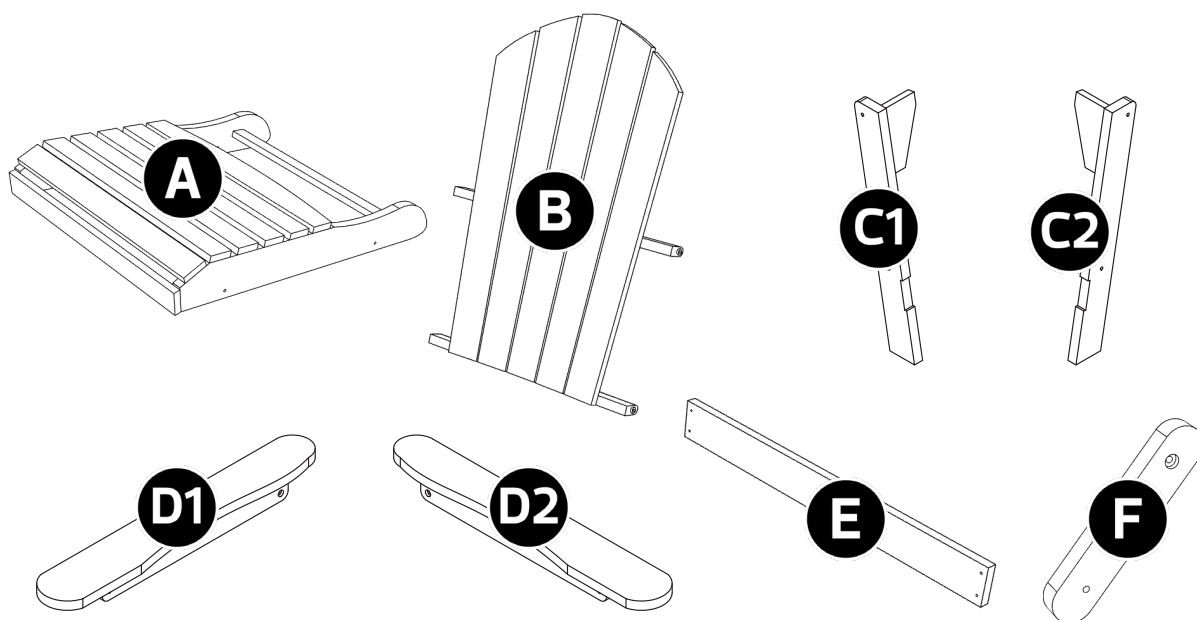
Tools required: Flat head & Pozi Screw driver required (All screw holes are pre-drilled)

Tools provided: Allen key

Please take a few moments to check all pack contents listed

Jasmine Folding Chair Pack List		
Item	Description	Quantity
A	Seat Base	1
B	Seat Back	1
C1	Right Leg	1
C2	Left Leg	1
D1	Right Arm	1
D2	Left Arm	1
E	Front Leg Brace	1
F	Side Hinge	2

Screw List		
Item	Description	Quantity
1	M6 - 35mm Bolt	4
2	M8 - 50mm Bolt	6
3	M8 Washer	16
4	Plastic Washer	4
5	Plastic Washer	4
6	Plastic Washer	2
8	Locking Nut	6
9	40mm Screws	4



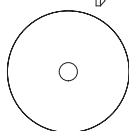
1. M6 - 35mm Bolt



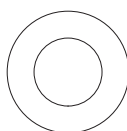
2. M8 - 50mm Bolt



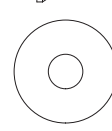
3. M8 Washer



4. Plastic Washer



5. Plastic Washer



6. Plastic Washer



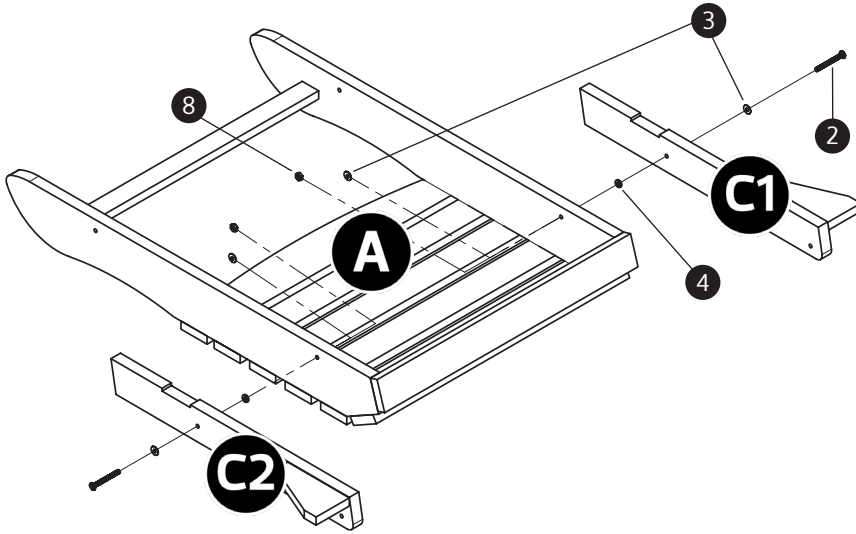
8. Locking Nut







9. 40mm Screws

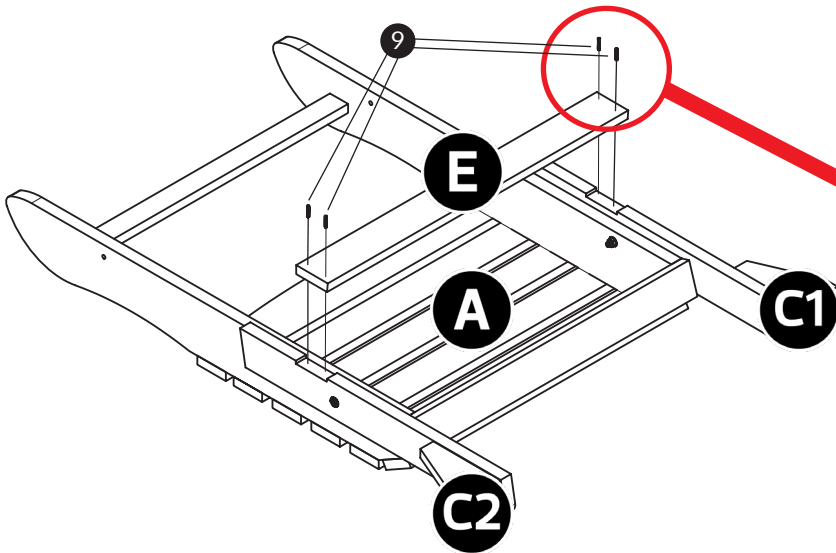
Nuts & Bolts: To allow ease of build, only tighten nuts & bolts by hand until the product is assembled. Once assembly is complete then tighten further with the supplied Allen Key.

1



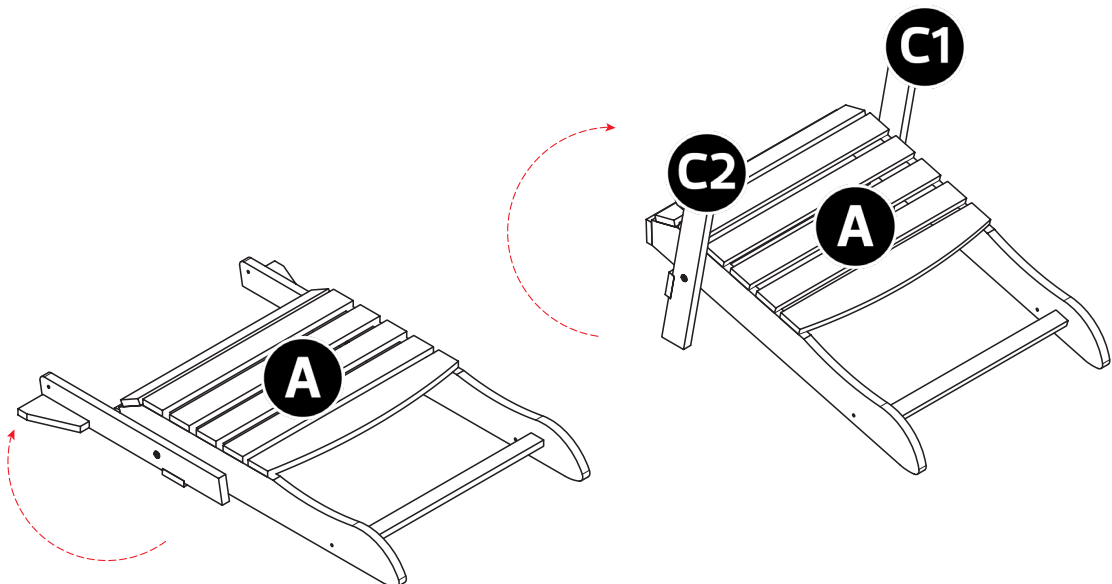
2	M8 - 50mm Bolt 	x2
3	M8 Washer 	x4
4	Plastic Washer 	x2
8	Locking Nut 	x2

2

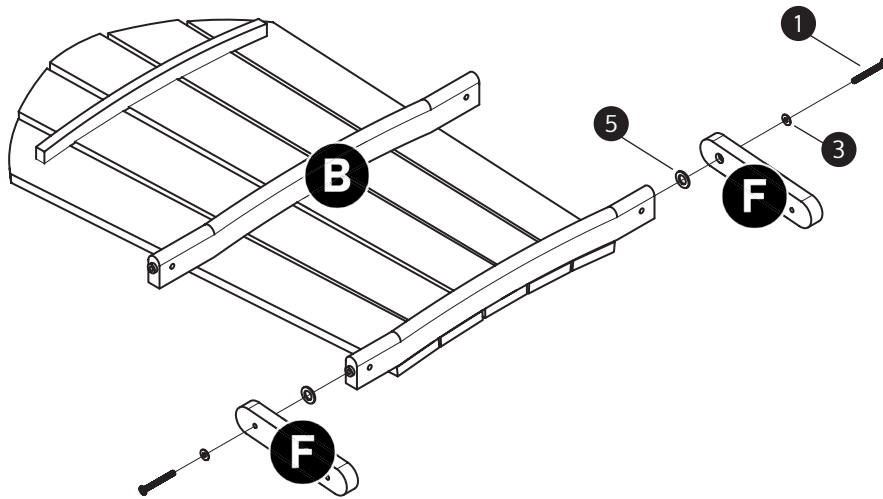





9	40mm Screws		x4
---	-------------	-------------------------------------------------------------------------------------	----

3

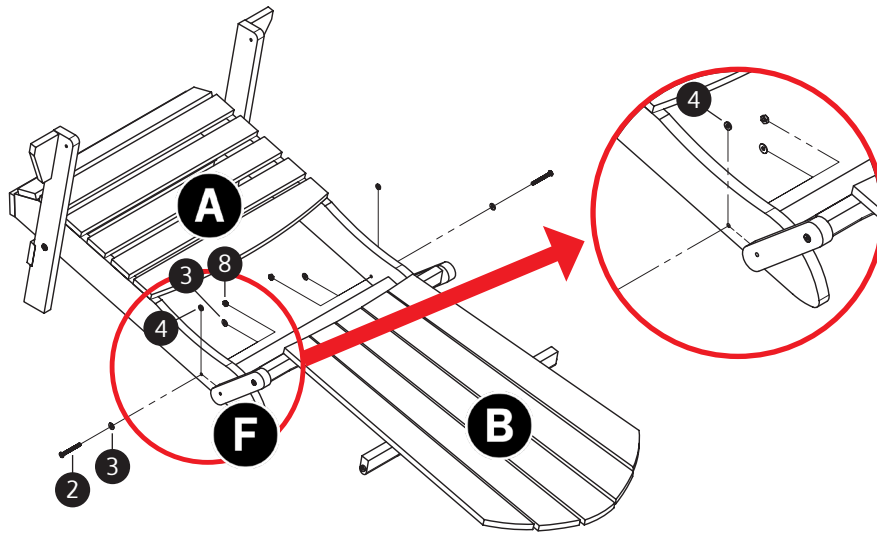






4



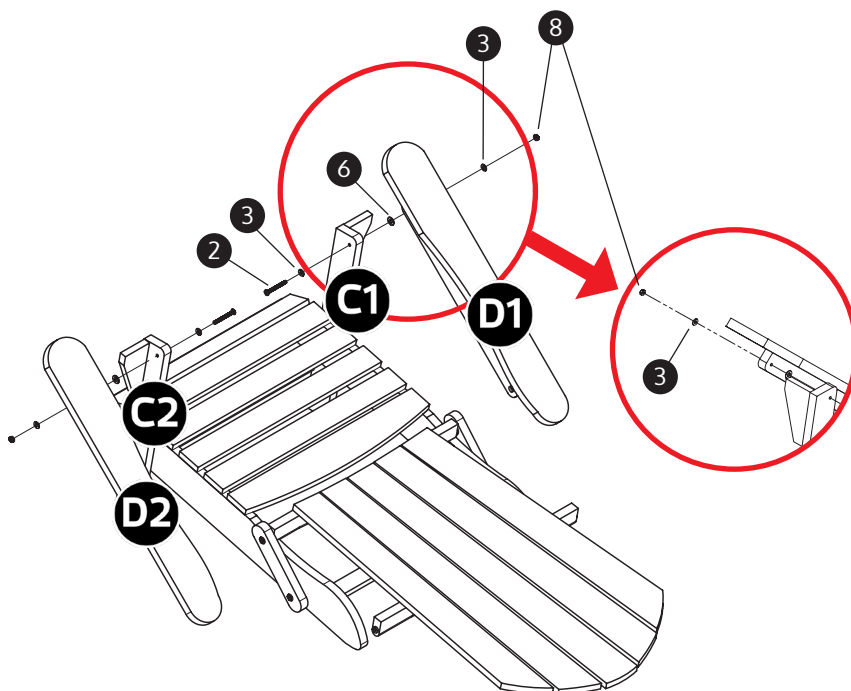
1	M6 - 35mm Bolt		x2
3	M8 Washer		x2
5	Plastic Washer		x2





5



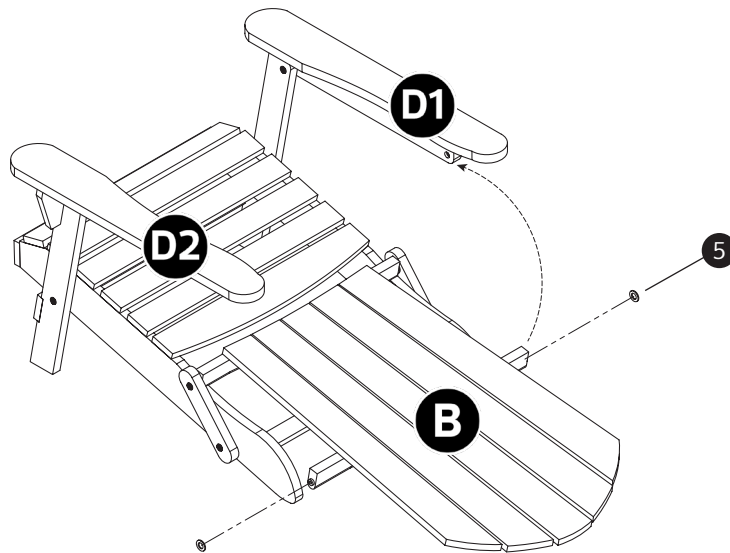
2	M8 - 50mm Bolt		x2
3	M8 Washer		x4
4	Plastic Washer		x2
8	Locking Nut		x2

6



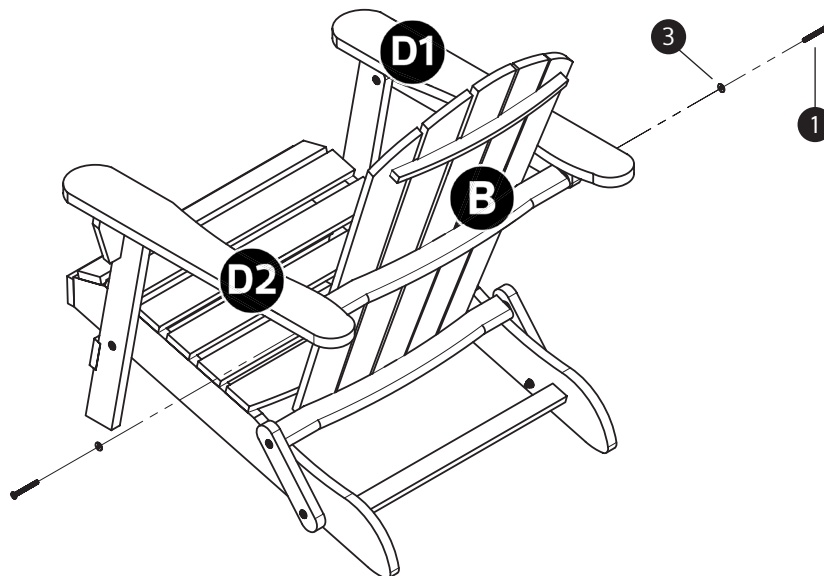
2	M8 - 50mm Bolt		x2
3	M8 Washer		x4
6	Plastic Washer		x2
8	Locking Nut		x2



7



5	Plastic Washer		x2
---	----------------	-------------------------------------------------------------------------------------	----

8



1	M6 - 35mm Bolt		x2
3	M8 Washer		x2

Your product is now complete.

Folding and Unfolding: To fold, tip the back panel forward to meet the seat. To unfold, lift the back panel and tilt forward the hinged bar at the base of the back panel allowing the chair to unfold.