



ANIMATED ASSEMBLY VIDEO
AVAILABLE ON YOUTUBE

Freya

RECTANGULAR TABLE

w1.50m x D0.75m x H0.75m CODE:33975

- ✓ Pressure Treated
- ✓ 10 Year Guarantee Against Rot
- ✓ Supplied Flat Packed
- ✓ Animated Assembly Video

**EASY
BUILD**

Designed for Easy Assembly
INSTRUCTIONS ON REVERSE

For the Animated Assembly video visit our Customer Service Support Hub by scanning the QR CODE or searching "Freya Rectangular Table Animated Assembly" on YouTube.



PT

**10
YEAR**

Pressure Treated & Guaranteed
Made with quality pressure treated timber & backed by a 10 Year Guarantee Against Rot



Flat Packed
Products are supplied flat packed with assembly instructions



Animated Assembly
This product has an online assembly video available



www.zestoutdoorliving.co.uk

01352 873555

sales@zestoutdoorliving.co.uk



5 027003 003802 >

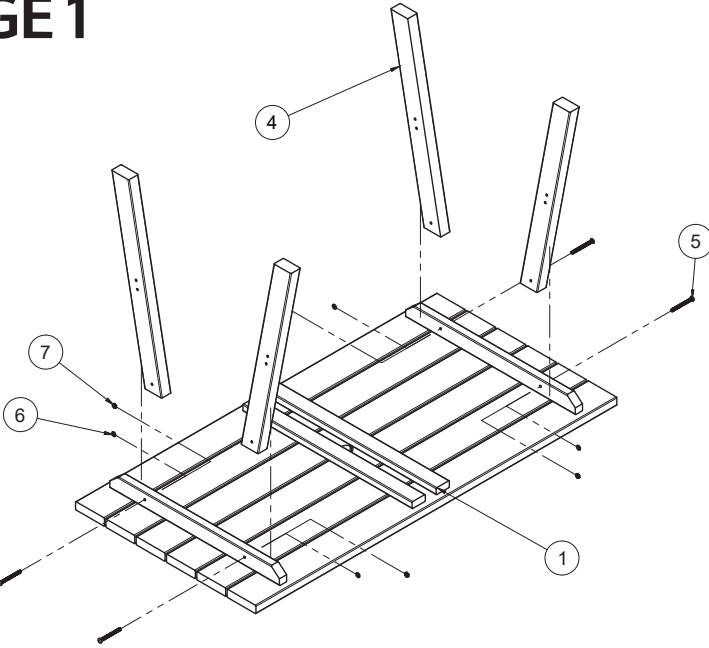


FREYA RECTANGULAR TABLE

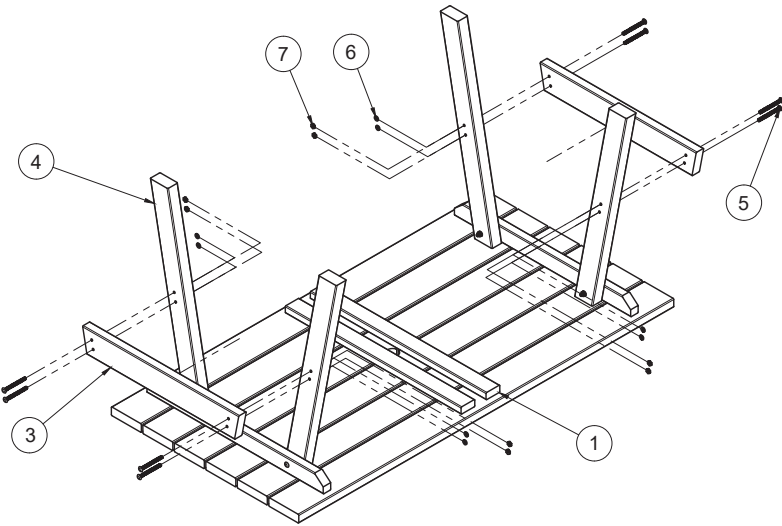
ASSEMBLY INSTRUCTION

Requires 1 person assembly
Tools required: 13mm Socket or Spanner, Pozi Screw driver. 3mm drill bit, all screw holes to be pre-drilled

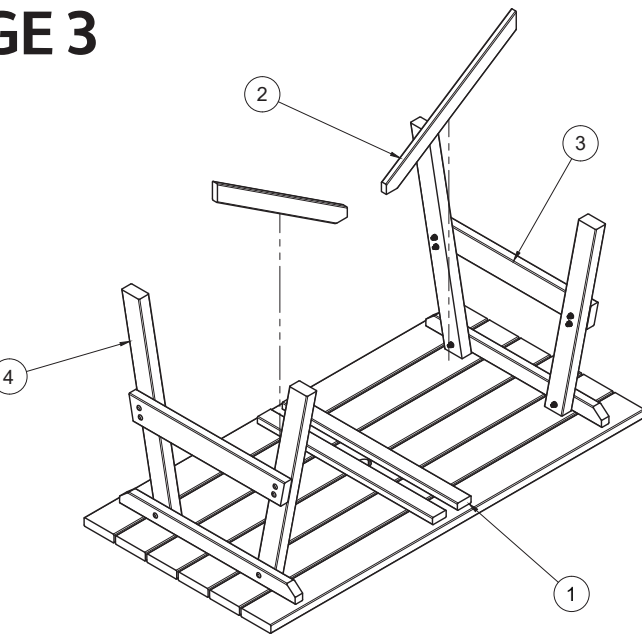
STAGE 1



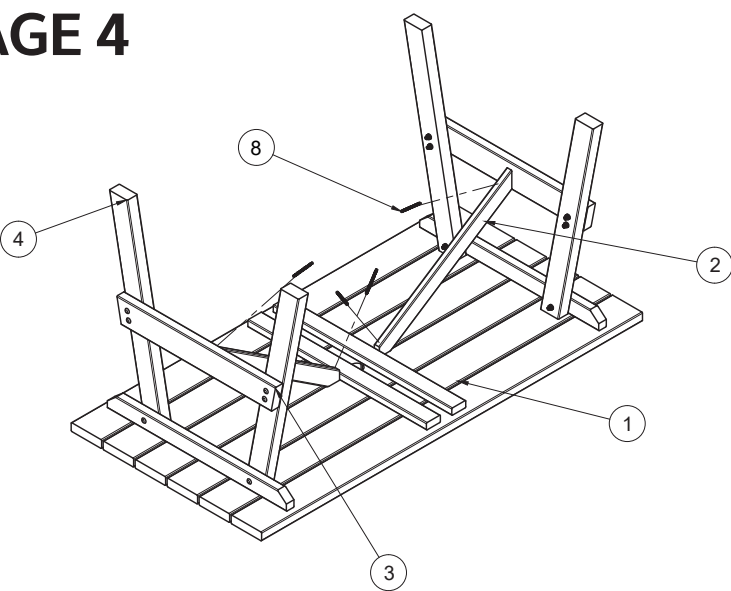
STAGE 2



STAGE 3



STAGE 4



YOUR PRODUCT IS NOW COMPLETE

Timber is a unique and naturally beautiful material with its own characteristics which makes each piece distinctive.

At Zest we are committed to the environment and we are very proud to be a Forest Stewardship® Certified company. FSC®-C114990 and all timber used has been ethically sourced from responsibly managed forests.

Splits & cracks are to be expected in timber and they naturally appear in the grain due to changing temperatures and humidity levels. They are not a cause for concern as they will not affect the strength or durability of the product.

If a particular split or crack becomes visible and is of concern simply use the "2p Coin Test" as a guide. There is no need for concern if the coin will not fit. If the coin does fit in the split, potentially there may be an issue. In this case, in order for customer services to investigate the matter fully, it should be reported in writing to your retailer, along with a clear photograph showing the 2p coin in place.

"Here at Zest we take any complaint very seriously and each one is investigated individually and judged specifically using established guidelines to determine if it is a justified complaint and whether a replacement part is required."

Customer Service Dept.

Knots are a natural characteristic of timber however a dead knot may be an issue which can be reported in writing to your retailer and must include photographic evidence to support the query.

Sun Bleaching (from packaging) is not a cause for concern and the product will fade over time when items are placed outdoors.

This will not affect the durability of the product.

PACK LIST

Part Number	Part Image	Part Description	Code	Part Quantity
1		Table Top	30480	1
2		Table to Leg Brace	30481	2
3		Leg Brace	30482	2
4		Leg	30483	4
5		M8 x 90mm Coach Bolt	23961	16
6		M8 Washer	23962	16
7		M8 Nut	23963	16
8		45mm Screw		4

Please take a few moments to
check all pack contents listed

ANIMATED ASSEMBLY

Want to see how easy a Freya Rectangular Table is to build?

Head to our Zest YouTube channel or scan this QR code using your smart device to see our Freya Rectangular Table animated assembly video, making assembly even more manageable. To be used in conjunction with your assembly instructions, you can watch how each step comes together to create your Zest product. You can also head to our website to download a digital copy of your assembly instructions.



**EASY
BUILD**



V2

ANIMATED ASSEMBLY VIDEO
AVAILABLE ON YOUTUBE



Freya

2 SEATER BENCH

w1.19m x d0.77m x h1.06m CODE:33973

- ✓ Pressure Treated
- ✓ 10 Year Guarantee Against Rot
- ✓ Supplied Flat Packed
- ✓ Animated Assembly Video

**EASY
BUILD**

Designed for Easy Assembly
INSTRUCTIONS ON REVERSE

For the Animated Assembly video visit our Customer Service Support Hub by scanning the QR CODE or searching "Freya 2 Seater Bench Animated Assembly" on YouTube.



PT

**10
YEAR**

Pressure Treated & Guaranteed
Made with quality pressure treated timber & backed by a 10 Year Guarantee Against Rot



Flat Packed
Products are supplied flat packed with assembly instructions



Animated Assembly
This product has an online assembly video available



www.zestoutdoorliving.co.uk

01352 873555

sales@zestoutdoorliving.co.uk

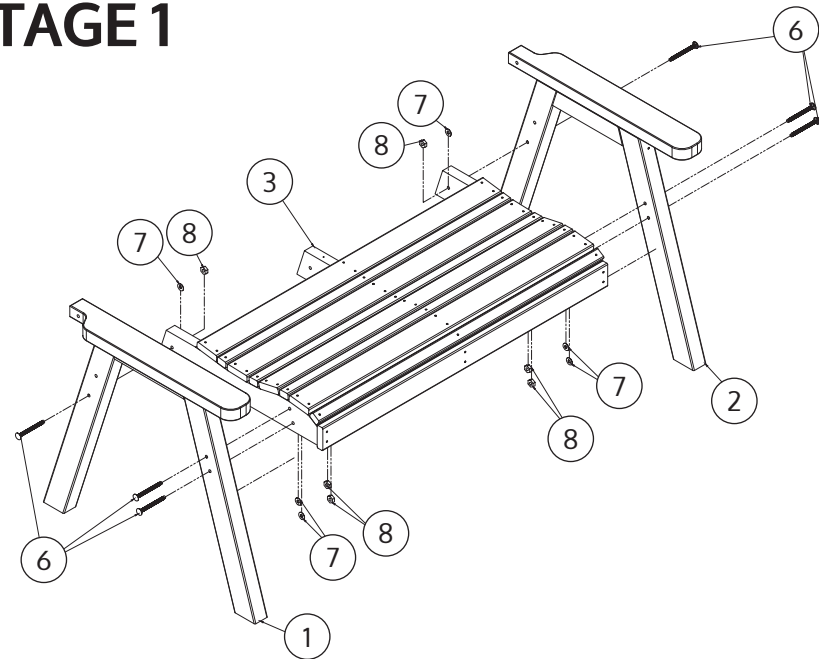


FREYA 2 SEATER BENCH


ASSEMBLY INSTRUCTION

Requires 1 person assembly
Tools required: 13mm Socket or Spanner, Pozi Screw driver. 3mm drill bit, all screw holes to be pre-drilled

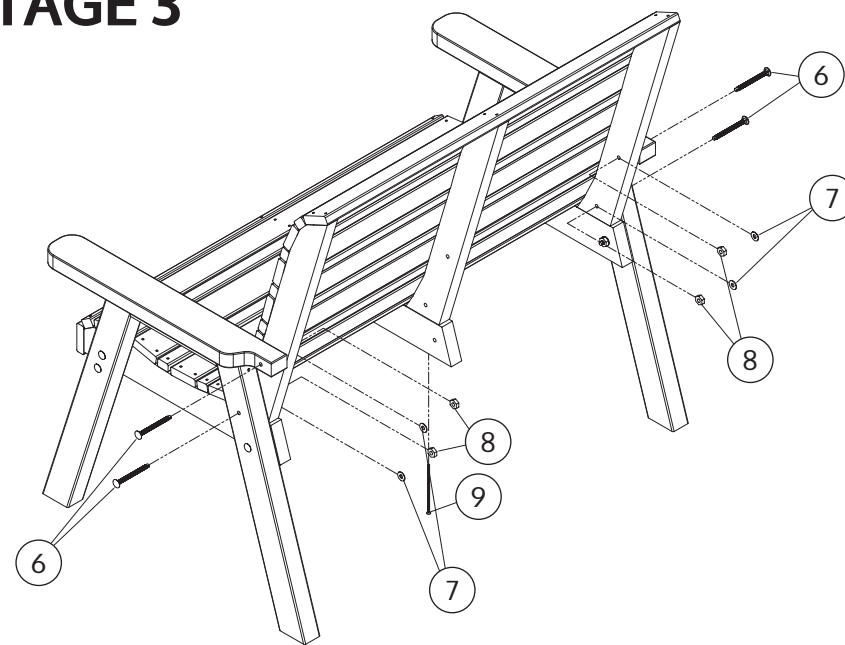
STAGE 1




STAGE 2



STAGE 3



STAGE 4



YOUR PRODUCT IS NOW COMPLETE

Timber is a unique and naturally beautiful material with its own characteristics which makes each piece distinctive.

At Zest we are committed to the environment and we are very proud to be a Forest Stewardship® Certified company. FSC®-C114990 and all timber used has been ethically sourced from responsibly managed forests.

Splits & cracks are to be expected in timber and they naturally appear in the grain due to changing temperatures and humidity levels. They are not a cause for concern as they will not affect the strength or durability of the product.

If a particular split or crack becomes visible and is of concern simply use the "2p Coin Test" as a guide. There is no need for concern if the coin will not fit. If the coin does fit in the split, potentially there may be an issue. In this case, in order for customer services to investigate the matter fully, it should be reported in writing to your retailer, along with a clear photograph showing the 2p coin in place.

"Here at Zest we take any complaint very seriously and each one is investigated individually and judged specifically using established guidelines to determine if it is a justified complaint and whether a replacement part is required."

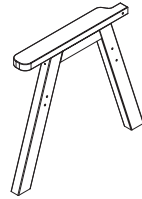
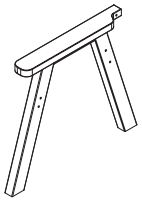
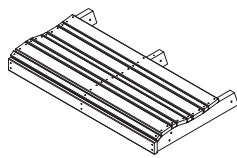
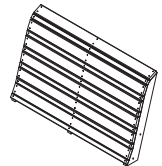




Customer Service Dept.

Knots are a natural characteristic of timber however a dead knot may be an issue which can be reported in writing to your retailer and must include photographic evidence to support the query.

Sun Bleaching (from packaging) is not a cause for concern and the product will fade over time when items are placed outdoors.

This will not affect the durability of the product.

PACK LIST

Part Number	Part Image	Part Description	Code	Part Quantity
1		Right Leg	35037	1
2		Left Leg	35035	1
3		Seat Base	35039	1
4		Seat Back	35040	1
5	Fixing kit		35256	1
6		M8 x 80mm Coach Bolt		10
7		M8 Washer		10
8		M8 Nut		10
9		120mm Screw		1

Please take a few moments to
check all pack contents listed

ANIMATED ASSEMBLY

Want to see how easy a Freya 2 Seater Bench is to build?

Head to our Zest YouTube channel or scan this QR code using your smart device to see our Freya 2 Seater Bench animated assembly video, making assembly even more manageable. To be used in conjunction with your assembly instructions, you can watch how each step comes together to create your Zest product. You can also head to our website to download a digital copy of your assembly instructions.



EASY BUILD

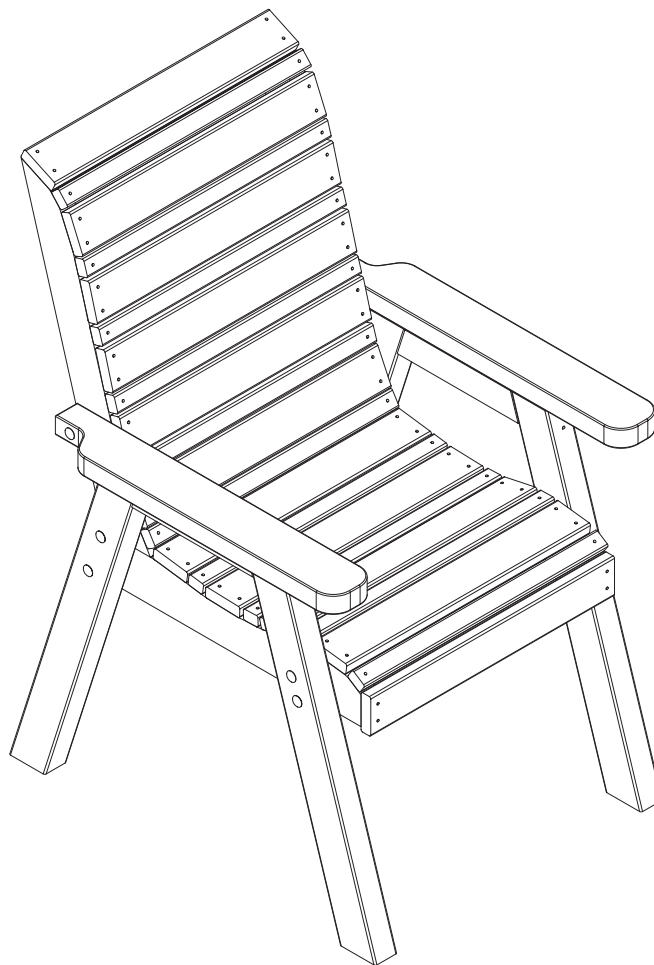


Assembly Instructions

Freya Chair

Code: 33977

V1




(W x D x H) 0.68m x 0.77m x 1.06m



ONLINE ASSEMBLY VIDEO AVAILABLE

Please scan the QR code or visit zest4leisuresupport.co.uk



PLEASE KEEP THESE INSTRUCTIONS



Every Zest product is unique because each piece of timber has its own distinctive, natural features.

Zest sources all of its timber from responsibly-managed forests and everything it designs and produces meets the highest standards of sustainability. Zest ensures that all timber and timber-related products are certified to Programme for the Endorsement of Forest Certification (PEFC/16-37-1490).

This is vital not only for the health of the planet, but also shows Zest's commitment to the environment and to responsible sourcing. Timber is a natural material and, as such, will fit beautifully within any outdoor space. This also means that all Zest pieces are unique because every piece of timber has its own distinctive features.



Natural and Unique...

Changes in temperature and humidity will cause expansion and contraction so Zest products need time to adjust to where the owners live. A few splits or cracks are part of the maturing process and will not affect strength or durability. Knots embedded in the wood are natural and tell the story of the tree which made them. Customers may notice variations in colour but, once out in the garden and exposed to the sun, colour and shading will even out.


Most Zest products are pressure treated which protects the timber from rot and means customers will be able to enjoy the products in their garden for many years.

Fresh pressure treatment sometimes leads to a small amount of green-spotting on the surface of new timber as the natural salt leaves the wood. This will fade away over time and is in no way detrimental to quality or durability.


Splits and cracks occur naturally in the timber grain due to changing temperatures and humidity levels. They are not usually a cause for concern as they don't affect the strength or durability of the product. If however, a 2p coin can fit into the split or crack there may be an issue so it should be reported to the retailer in writing with photographic evidence.

The benefits of slow grown timber


Slow grown timber from Eastern Europe is ideal for timber garden furniture. It produces a stronger grain in the wood giving it more durability and is said to be as strong as some hard woods.




Normal splits are characteristics of timber.



Knots are characteristics of timber.



Sun Bleaching & Green Spotting are not causes for concern and they will fade over time when items are placed outdoors.



Should you find a large split or dead knot, please email a photo to your retailer for investigation.

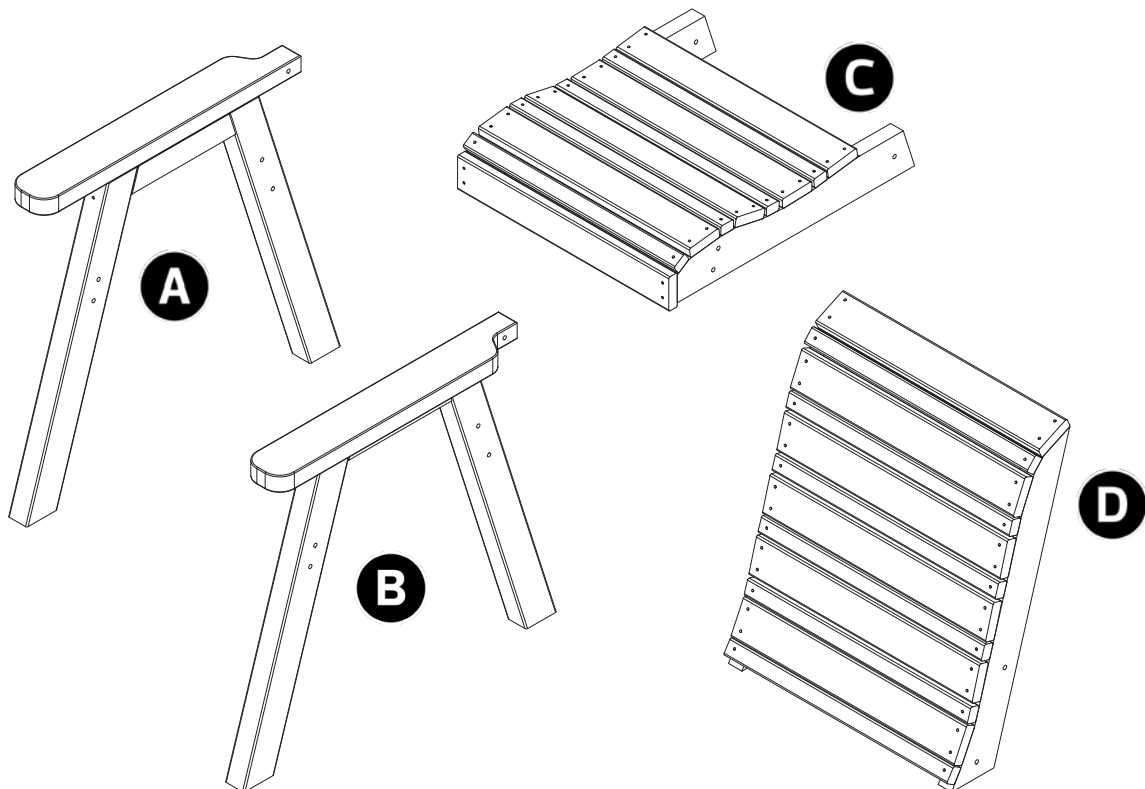
Freya Chair Assembly Instructions

Requires 2 Person assembly
Tools required: Drill and Screwdriver
(All screw holes to be pre-drilled)

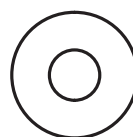
Please take a few moments to check all pack contents listed

Freya Chair Pack List			
Code	Item	Description	Quantity
35037	A	Right Leg	1
35035	B	Left Leg	1
35036	C	Seat Base	1
35238	D	Seat Back	1

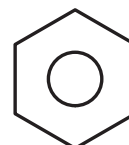
35043 - Freya Chair Fixings List		
Item	Description	Quantity
1	M8 x 80mm Coach Bolt	10
2	M8 Washer	10
3	M8 Nut	10



M8 x 80mm Coach Bolt



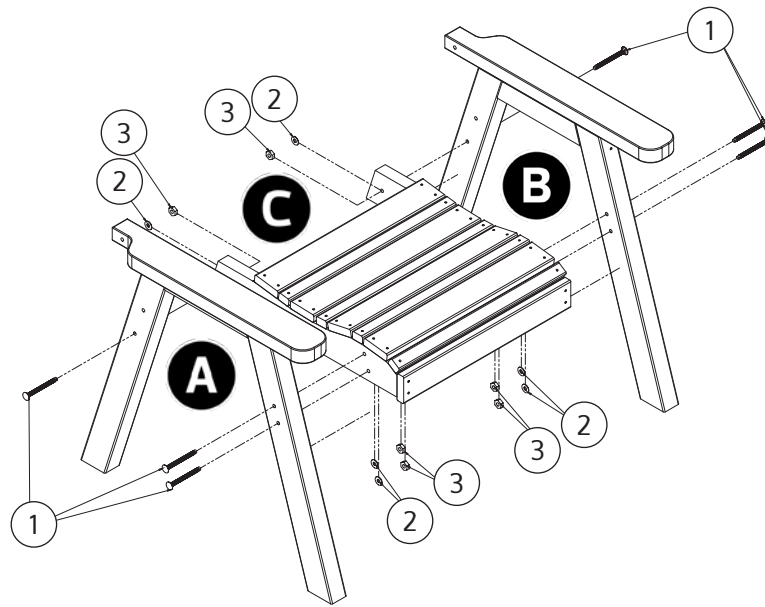
M8 Washer



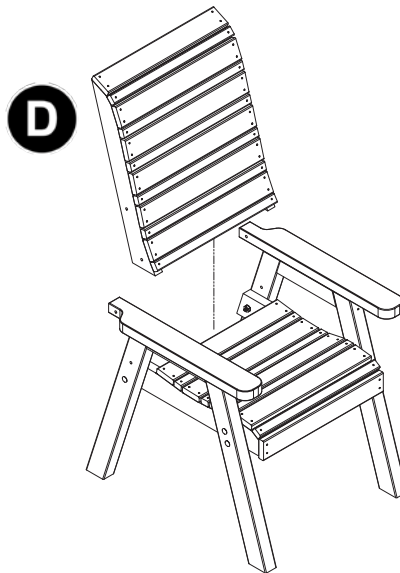
M8 Nut

This product is made from pressure-treated timber. It should not be painted or coated with any other treatment until at least 6 months after purchase

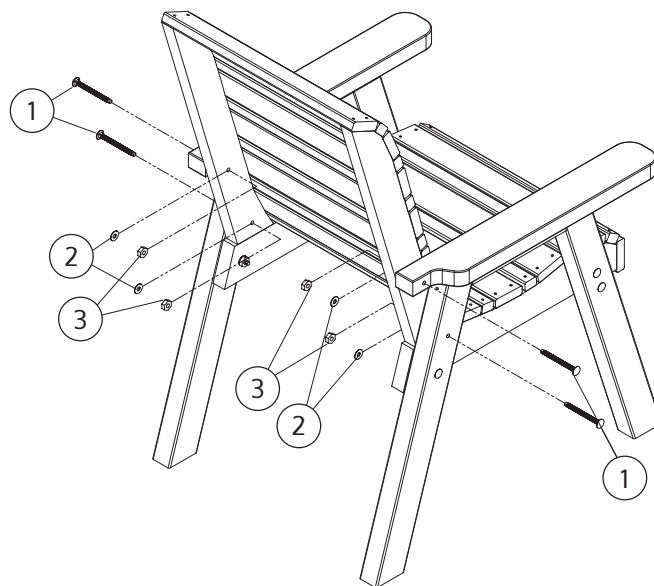
1



2



3



Your Product is now complete.