



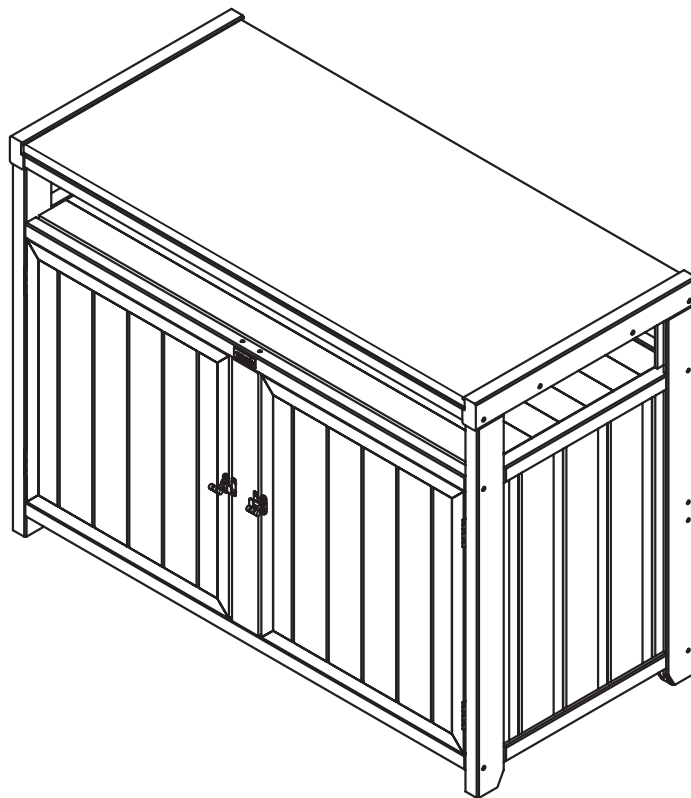
Assembly Instructions

Terraza Outdoor Kitchen Double Unit

Brushed Steel Top

Code: 46936

VI 01 25



(W x D x H) 1.21m x 0.60m x 0.89m



ONLINE ASSEMBLY VIDEO AVAILABLE

Please scan the QR code or visit zestoutdoorliving.co.uk/assembly-search



PLEASE KEEP THESE INSTRUCTIONS

Every Zest product is unique because each piece of timber has its own distinctive, natural features



Zest is a leading timber specialist, designing and manufacturing award winning wooden garden products, crafted from natural slow-grown European redwood. Unlike man-made materials, timber is an entirely natural material, and each piece has its own distinctive qualities. So, owning a Zest timber product is like enjoying a unique slice of nature.

The benefits of slow grown timber:

“Trees grow slowly in the cold climate of Eastern Europe producing stronger and close grained timber ideal for making quality outdoor products.”



Natural and Unique



There may be variations in the timber's colour or shading, but these will fade away over time when exposed to sunlight.



The changing seasons in each year of growth create characteristics unique to each tree - and to every piece of timber. Branches create an embedded mark in the tree trunk, resulting in a knot. Knots are a unique and natural feature which tells the story of the tree.



Owing to timber's natural moisture content, variations in temperature and humidity can cause expansion and contraction and may result in cracks and splits in any product made from natural timber. Any cracks and splits in the timber grain will alter with the changing seasons. They do not compromise the strength and durability of the product - they just add to its unique character.



Most Zest products are pressure treated which protects the timber from rot for many years. Pressure treatment can result in a small amount of 'green spotting' on the surface of new timber caused by natural salts leaving the wood. This will fade away over time.

These visible changes are not a fault or a cause for concern and do not affect the structural integrity of the product. They are a result of how the timber matures and responds to its natural environment.

Ethically Sourced

Zest's slow grown European redwood is sourced from responsibly managed PEFC certified forests. This means forests are used in a way that maintains biodiversity, regeneration, and nature conservation. PEFC tracks certified timber from the forest to the final product giving complete confidence to the customer. www.pefc.co.uk



Replanting

Zest with its main supply partners is dedicated to replanting woodland and is collaborating on the nurture of wildlife habitats.

Advisory Notices

- Roofs are weather resistant and not guaranteed to be watertight unless otherwise stated.
- Items with enclosed storage or cupboard space are weather resistant and are not watertight unless otherwise stated.
- Be aware of trap hazards if a Zest product has moving parts.
- All products should be positioned on solid, level ground
- Anchor down products where applicable using appropriate fixings.
- Roofs are not weight bearing
- Sanitise all catering surfaces prior to use.

Terraza Outdoor Kitchen Double Unit Brushed Steel Top Assembly Instructions

Requires 2 Person assembly

Tools required: Corded / Cordless Drill, Pozi-drive Bit / Screwdriver,
3mm Drill Bit required in order for you to drill all screw holes before construction.

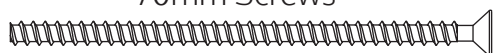
We advise the product is built and situated on firm level ground.

Please take a few moments to check all pack contents listed

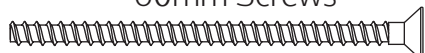
Terraza Outdoor Kitchen Double Unit Brushed Steel Top Pack List			
Part Code	Item	Description	Quantity
38342	A	Side Panel	2
38343	B	Back Panel	2
38344	C	Base Panel	3
38345	D	Brace	4
38346	E	Door	2
38347	F	Centre Brace	1
46938	G	Brushed Steel Worktop	1

Code - 47151 Terraza Double Unit Fixings List Brushed Steel Top		
Item	Description	Quantity
1	70mm Screw	12
2	60mm Screw	12
3	35mm Screw	12
4	25mm Screw	24
5	20mm Screw	8
6	Stainless Steel Hinge	4
7	Twist Handle & Catch Set	2

70mm Screws



60mm Screws



35mm Screws



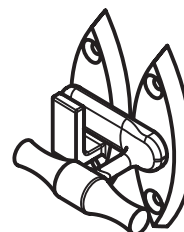
25mm Screws



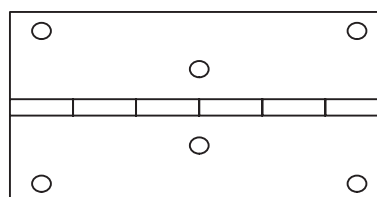
20mm Screws



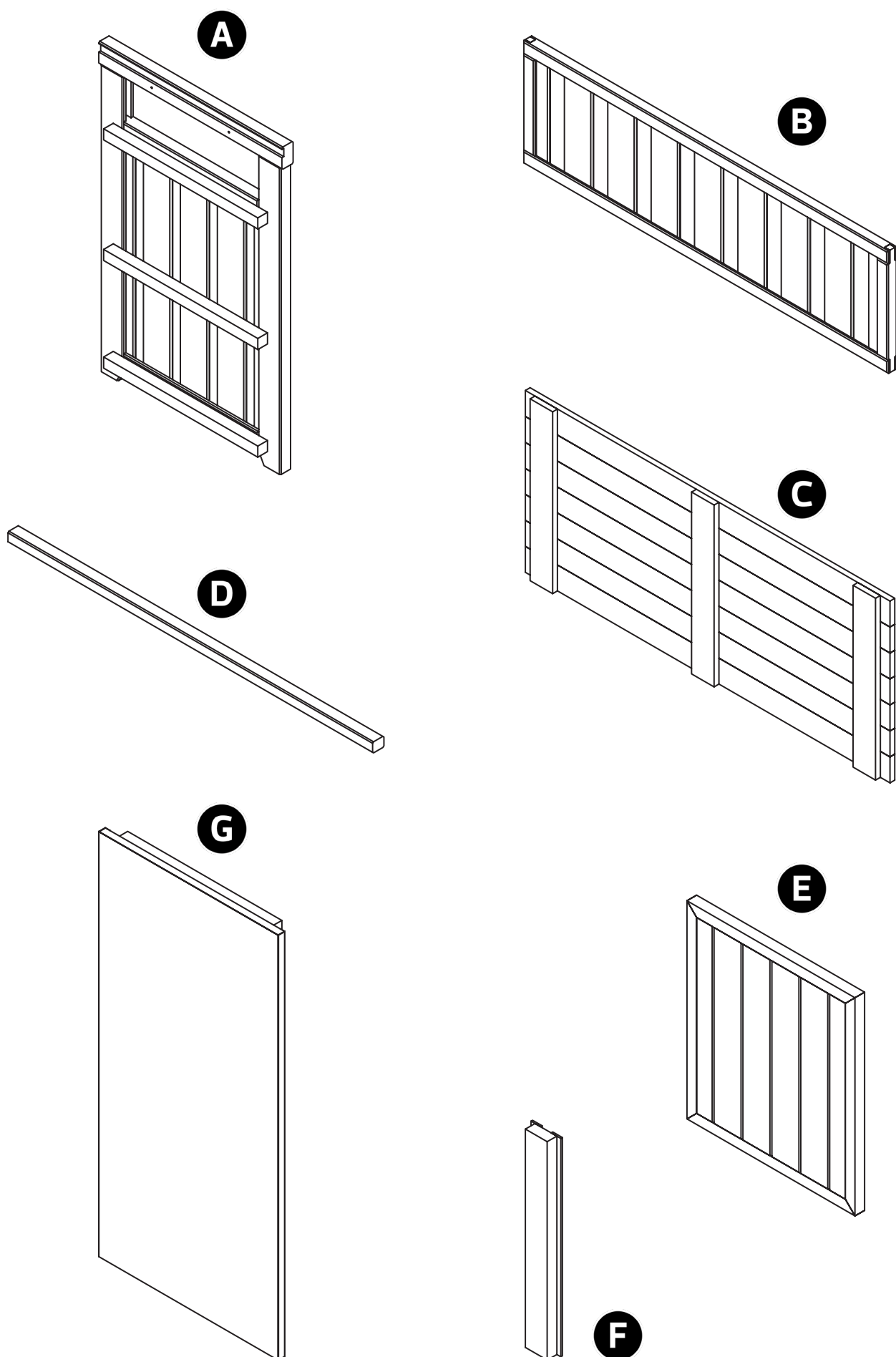
Twist Handle & Catch



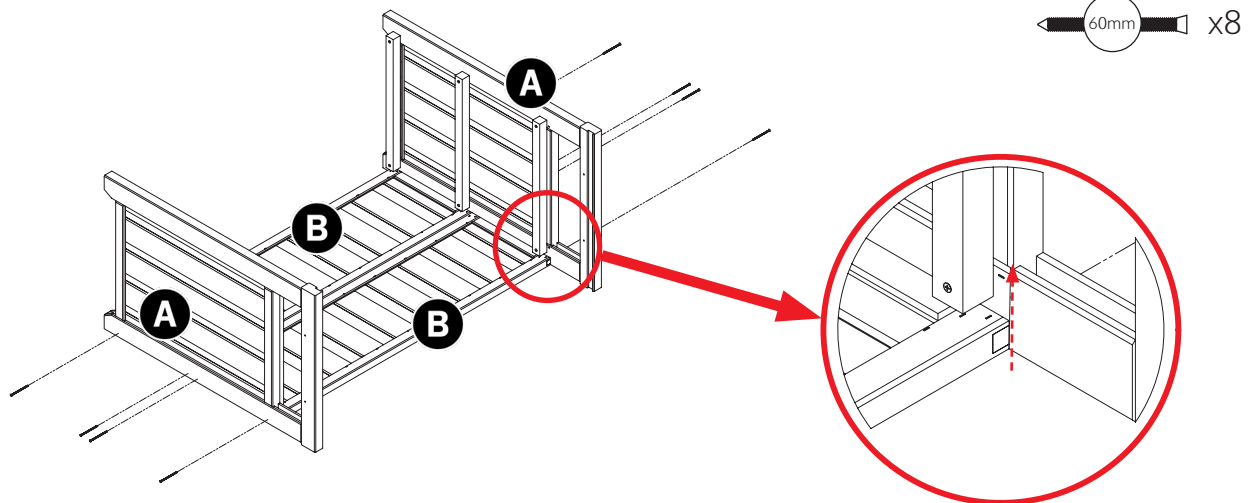
Stainless Steel Hinge



This product is made from pressure-treated timber. It should not be painted or coated with any other treatment until at least 6 months after purchase

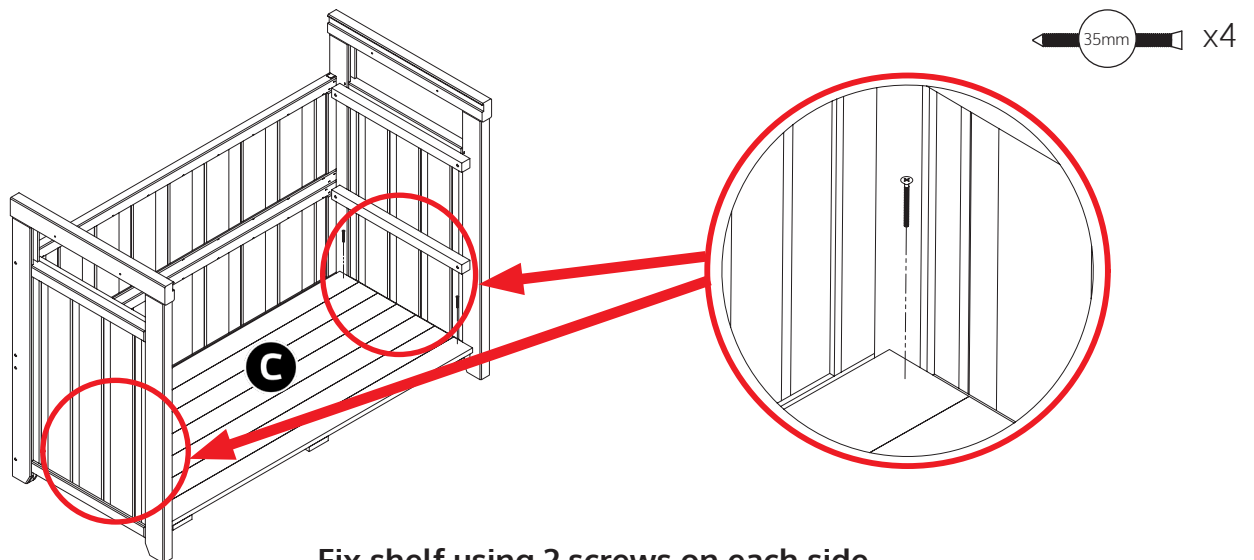


1



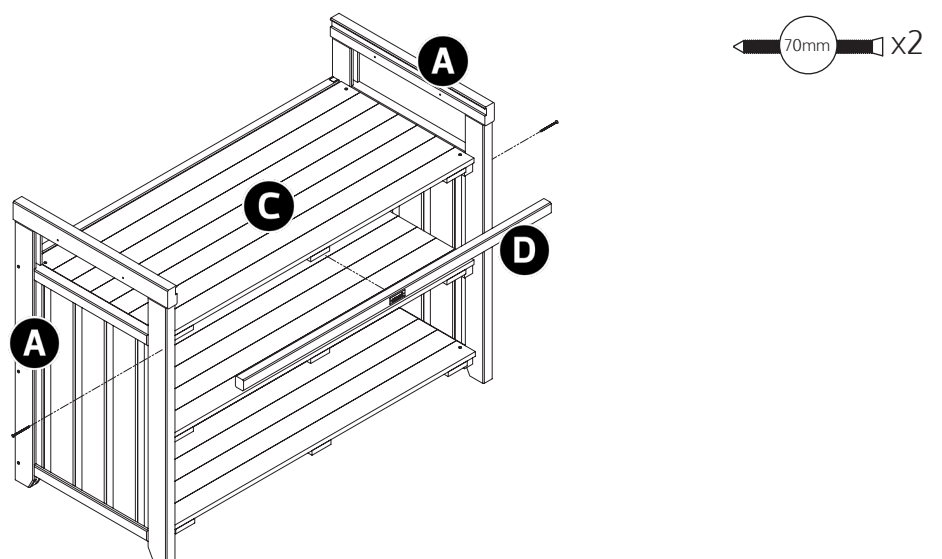
Align top of back panel (B) to top of side panel (A).
Raise parts (A) & (B) off the floor using brace (D) to aid assembly, if required.

2



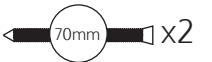
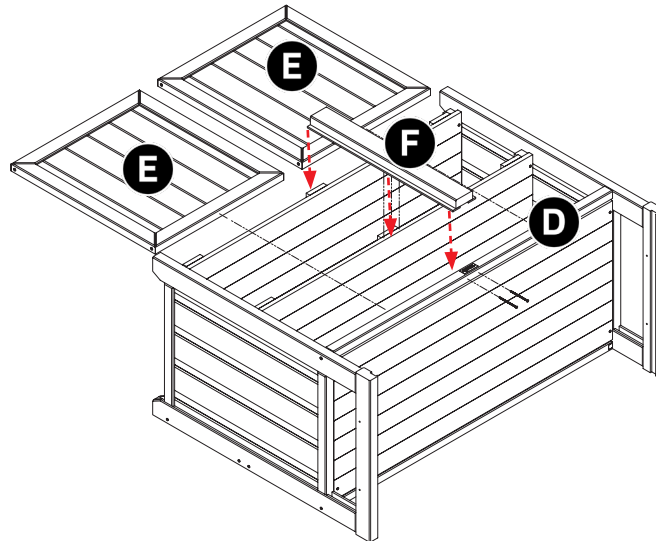
Fix shelf using 2 screws on each side.
Repeat for remaining 2 shelves (C).

3



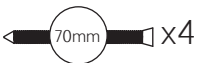
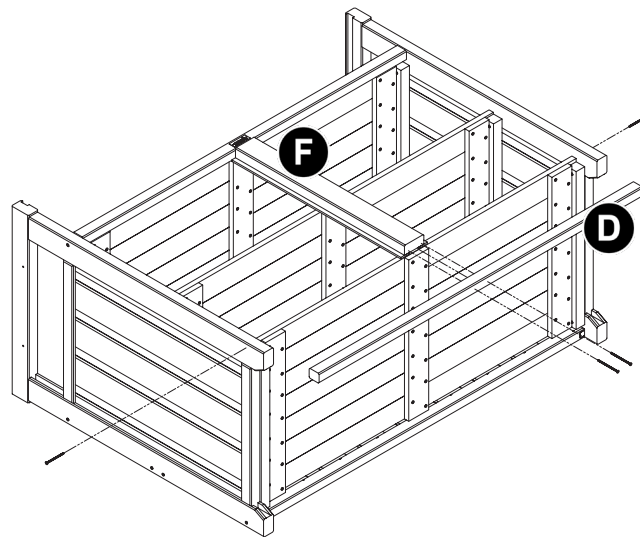
Fit brace (D) flush with side panels (A) and top shelf (C).

4

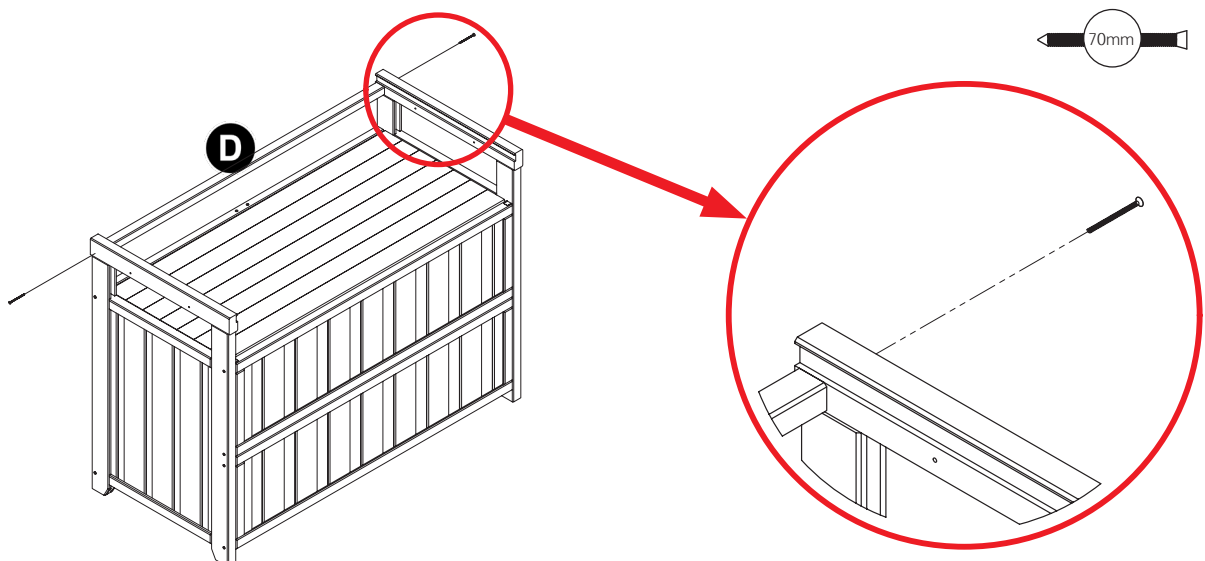



Use the 2 doors as a guide to help position the brace (F) in the centre.

5

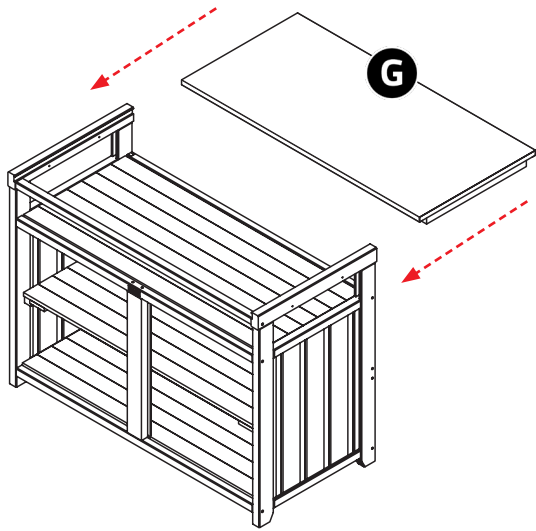



6

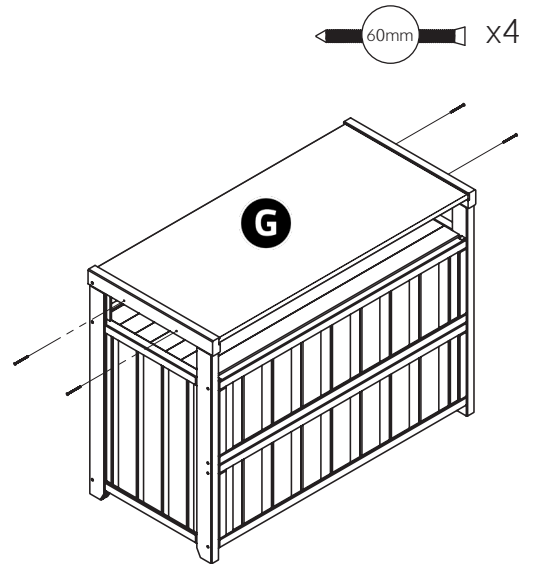
Position brace (D) flush with front of side panels (A).

7

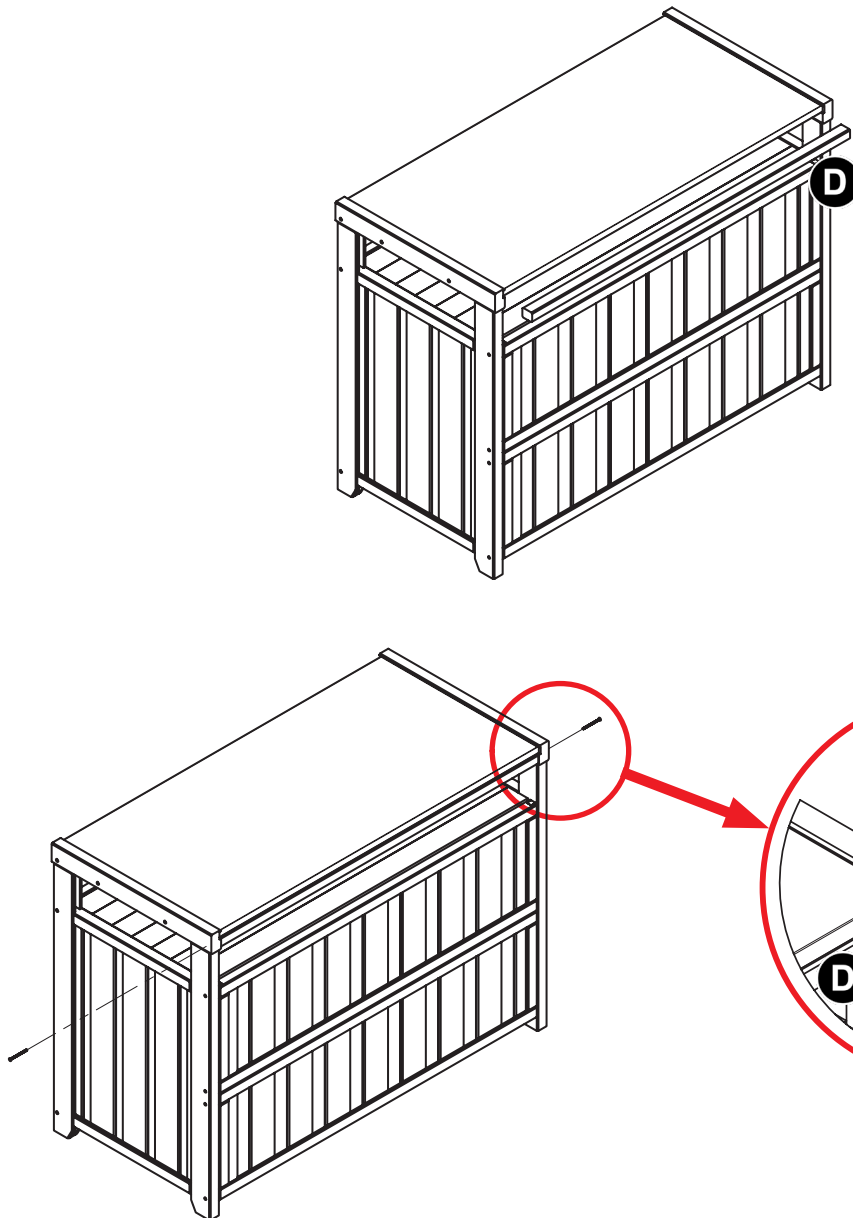


Slide into grooves in side panels (A).

8


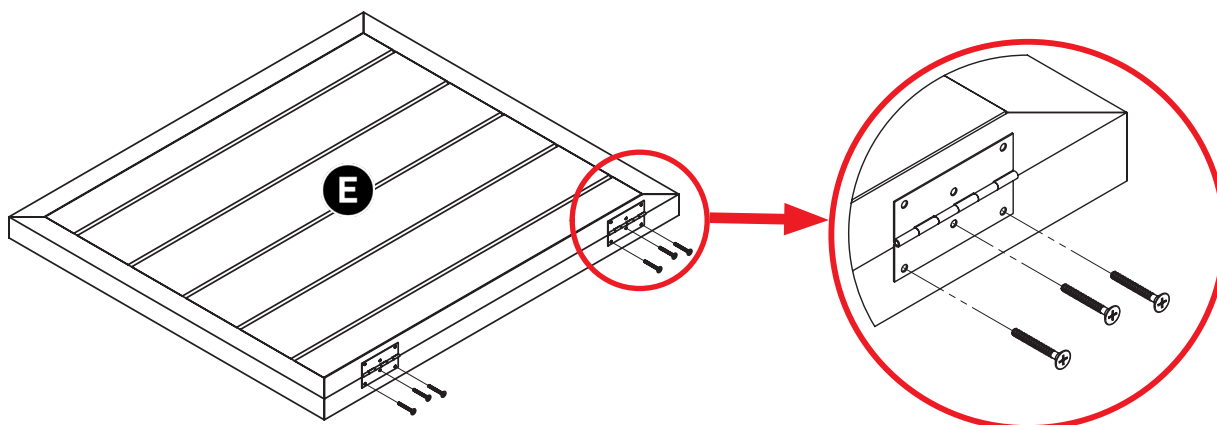


9



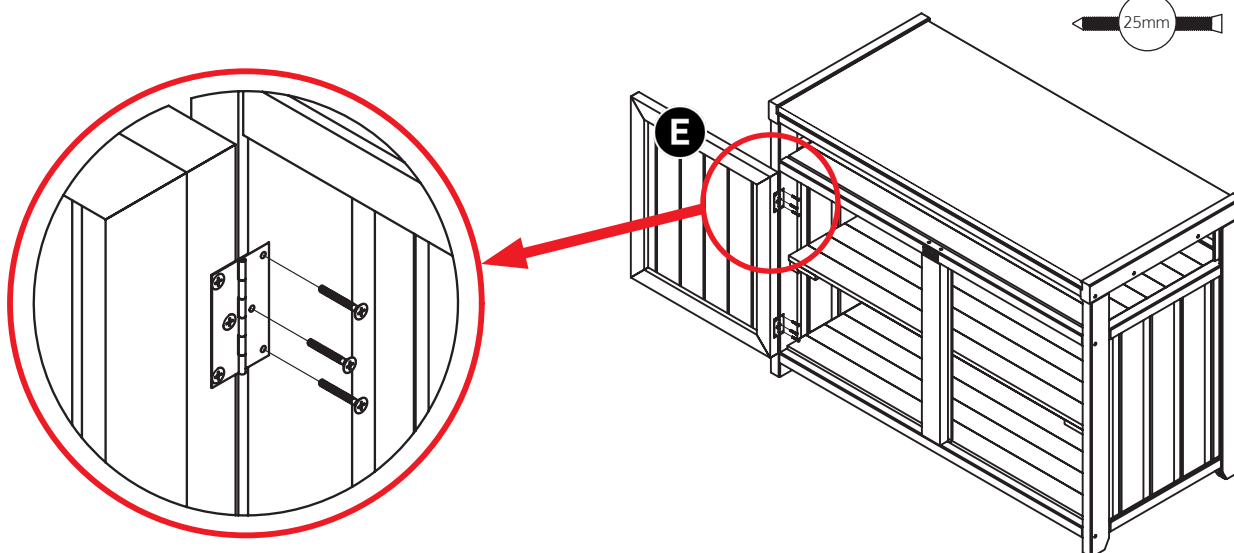
70mm x2

10


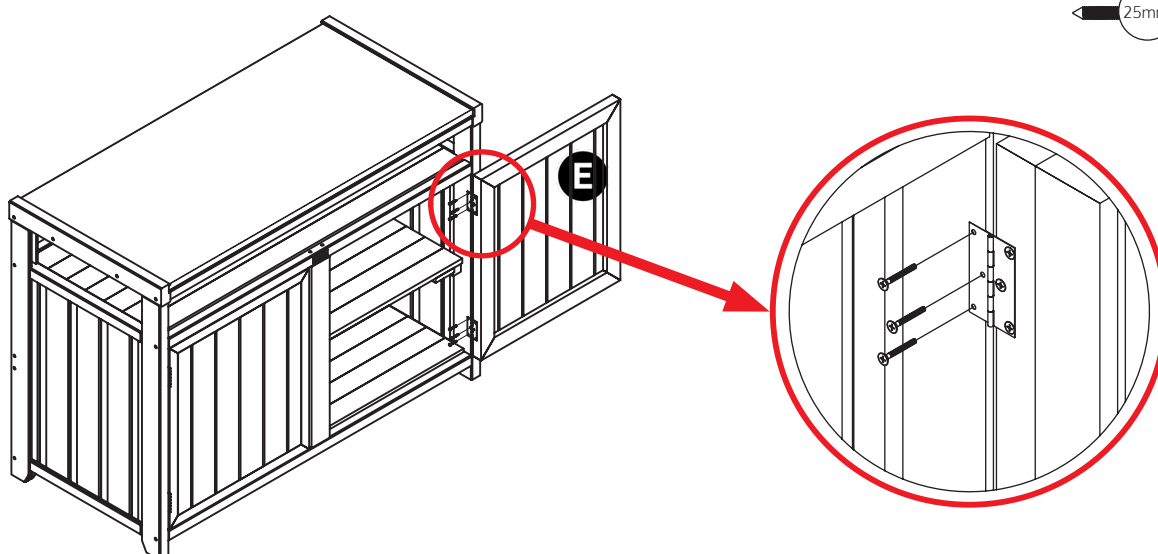
 x6


Place hinges 60mm from both ends, repeat for remaining door.


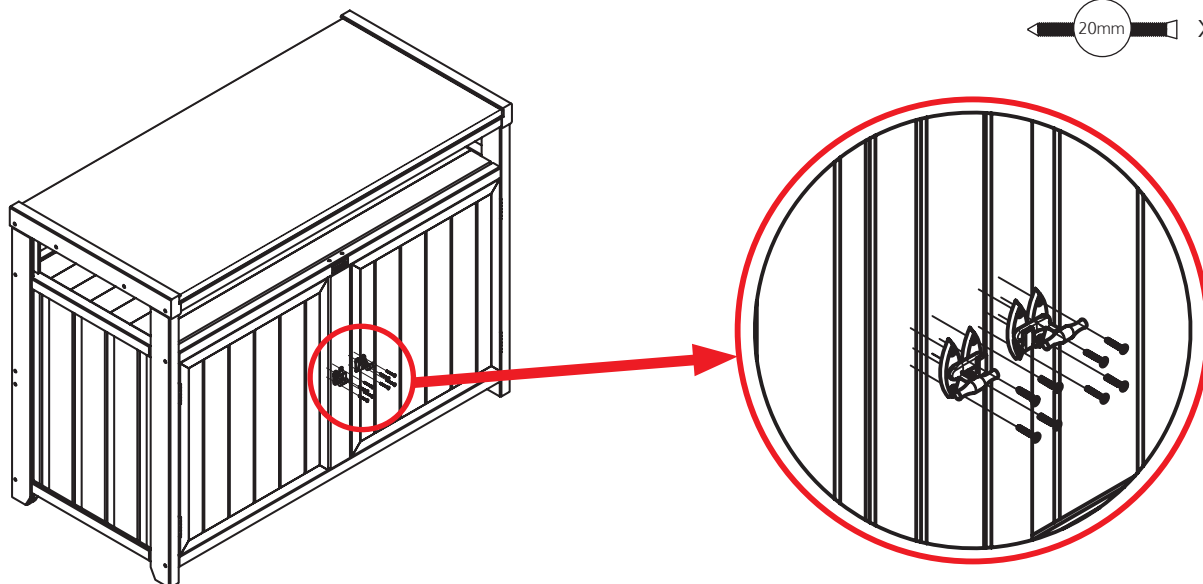
11

 x6


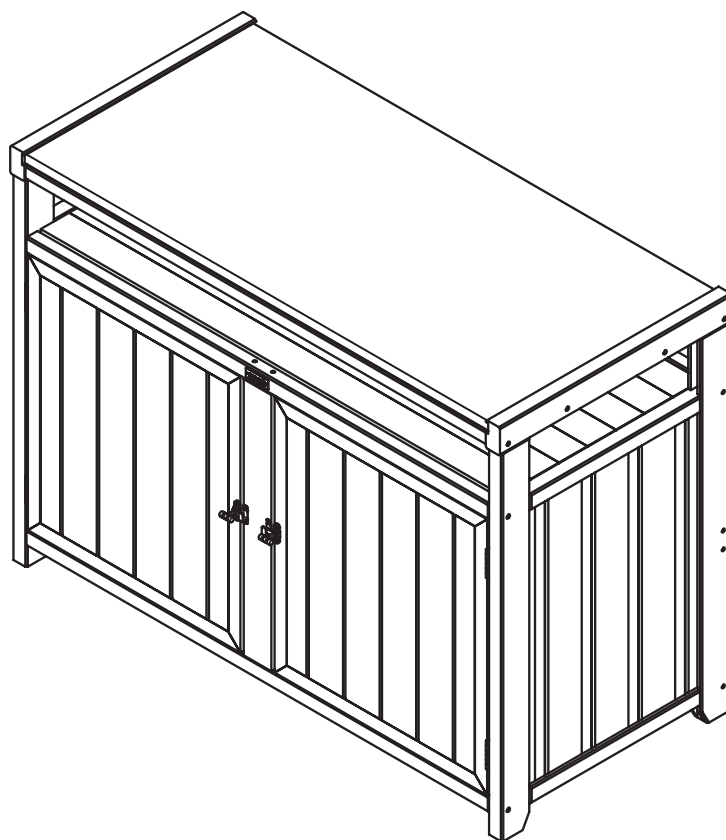
12

 x6


13

 x8

14



Your Terraza Outdoor Kitchen Double Unit Brushed Steel Top is now complete.